

Sculpture and 3D: Paper Play

What I should already know

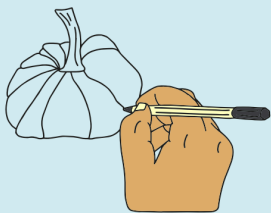
- I should have explored a range of malleable media such as clay, papier Mache, Salt dough.
- I should have cut shapes using scissors and other modelling tools.
- I should have built a construction/ sculpture using a variety of objects e.g. recycled, natural and manmade materials..

What I will learn (Sticky knowledge)

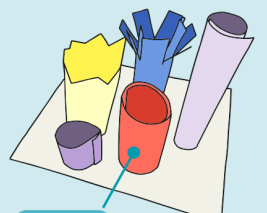
I will learn how to:

- Roll and fold paper to create 3D shapes and structures.
- Use a range of paper shaping techniques.
- Plan my ideas.
- Recognise some 2D and 3D shapes.
- I can work cooperatively
- I know that 3D sculpture can be created from a range of materials
- Recognise and be inspired by the art of Samantha Stephenson and Louise Bourgeois

2D - flat, like a drawing

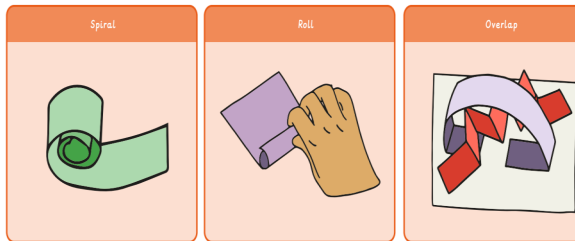
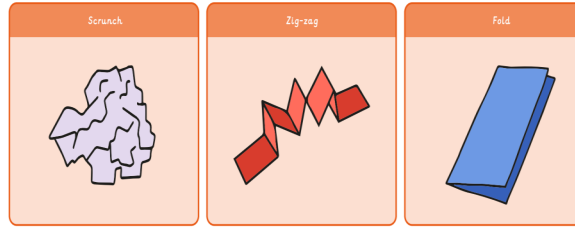


3D - can be held, like a cylinder



Cylinder

Techniques



What I will learn next

- To use equipment and media with increasing confidence
- To shape, form, construct and model from observation and imagination.
- To make choices about their work.
- To demonstrate experience in surface patterns/ textures and use them when appropriate.
- To explore carving as a form of 3D art.

Key Vocabulary

Cylinder	A tube shape.
Detail	Extra decoration or items that add interest
Sculpture	Art in three dimensions; walk all around it to look at it
Three Dimensional (3D)	A solid shape; art that isn't flat on paper

Artists

Samantha Stephenson (1987–current)— Lives in Australia and is a master of fine art and sculpture. She takes an interest in concepts of time and space.

Louise Bourgeois (1930's–2010) — She is best known for her large-scale sculptures and installations that are inspired by her own memories and experiences.

Sidi Saiyyed Mosque window screen

