

## Painting and mixed media: Colour splash

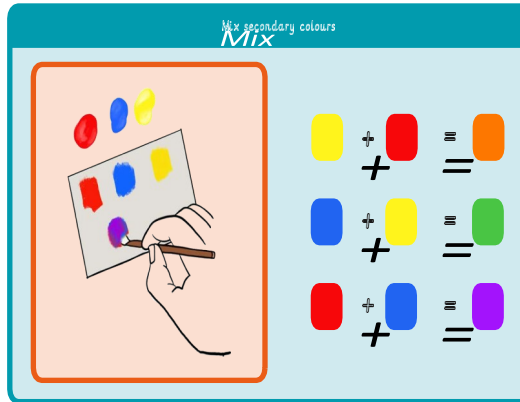

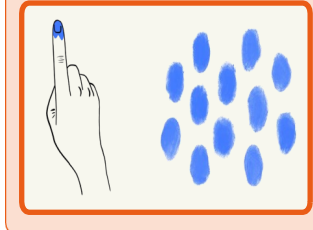

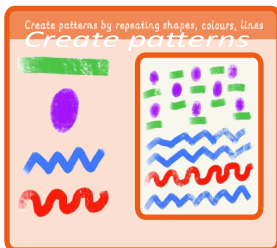
### What I should already know

- I should have explored different ways to use paint
- I should have explored different ways to apply paint
- I should have used different forms of 'paint' like 'mud and puddles.'
- I should be able to talk about my art and what I like or don't like about it,

### What I will learn (Sticky knowledge)

I will learn how to:

- Create patterns by repeating shapes, colours, lines
- Create patterns by printing
- Different brushes make different marks
- Recognise the art of Jasper Johns and Clarence Cliff and use their art to inspire my art.



### What I will learn next

- Generate ideas from different sources
- Experiment in my sketchbook
- Make choices about different types of media
- Mix different hues of primary and secondary colours

### Key Vocabulary

Hue	Describing an exact colour: sky blue, dark green, rose pink
Mix	Combining two or more colours together
Pattern	Pattern is a design in which shapes, colours or lines are repeated
Primary colours	Red, yellow and blue
Print	Transferring an image onto another surface, e.g. finger printing
Secondary col-	Orange, green and purple and made by mixing two primary colours together

Jasper Johns, a famous artist, experimented with different colours to paint numbers.



A female artist called Clarence Cliff used bold colours to decorate pottery plates.

